

The DEva Dual 1000w


Two 500w CMH Bulbs

Silent Square WaveTM

Most Energy Efficient DE

Record Breaking Performance


DEva Specifications



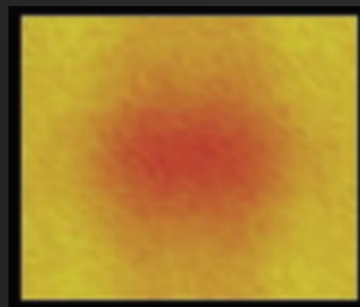
PPF	1800 μ Mole
Max Wattage	1150w
Input Current	4.40 Amperes @ 240 volts
Input Voltage	120 - 277v or 347v AC, 50/60 Hz
Input Power Plug	NEMA 6-15P (240v) or NEMA 5 or NEMA L7P
Power Factor	0.99 @ 240 volts
Light Source	Two 500w PGZ Base Lamps
Lifetime	> 150,000 hours
RMH (Recommended Mounted Height Above Canopy)	> 24"
Footprint @RMH	4' x 5'
Dimming / Spectrum Control	Not dimmable
Dimensions	26" x 12" x 5"

World's Most Uniform Reflector

No hotspots, more light on the canopy.



DEva DE



Typical DE

FCC Part 15 B Certified, CE Certified, CSA Certified,
RoHS and RoHS2 Certified, **3 Year Warranty**

